


XTOOL | S1

Class 1 Laser Safety Certification Approved By IEC

XTOOL



Software



Support




One-click
Autofocus



360° Rotary
Engraving



Elevating
project efficiency



Dynamic-focus
Engraving



Lid-open
safety stop

What is xTool S1

xTool S1 is the world's first 40W enclosed diode laser cutter. With various laser modules and an expansive accessory matrix, it fulfills diverse DIY requirements, unlocking endless creative possibilities for users.



From Fun to Success



xTool S1 Riser Base

Significant upgrade on engraving thickness, assembled with the Automatic Conveyor Feeder, it provides the automatic passthrough for precision and convenience when engraving and cutting extra-large materials.



Smart Air Assist

The air assist automatically adjusts the size of the air flow according to the processing status to achieve the best results, helping to process and create perfect results.



Clear Air : Purify as you create

Paired with an air purifier, it ensures a healthier workspace by effectively capturing and filtering airborne particles and fumes.



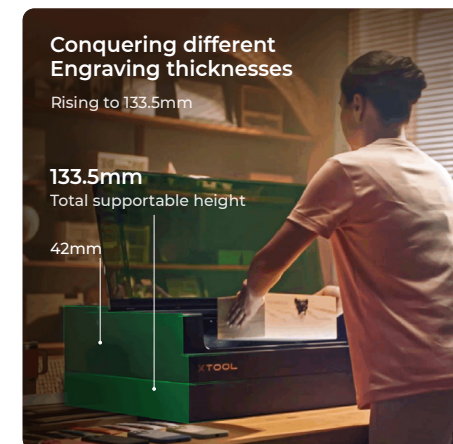
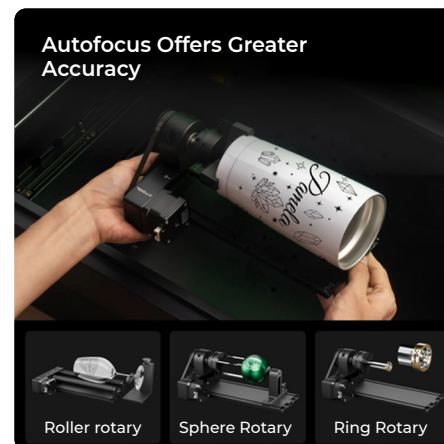

RA2 Pro

The world's first 4-in-1 rotary engraving module, from home to outdoors, from party to sport, RA2 Pro suitable for 90% daily use cylinders and spheres. Make unique wedding wine glasses and custom jewelry.



S1 Honeycomb Panel

The honeycomb and 5mm anti-slip pads facilitate air circulation and less temperature carbonization and better smoke diffusion. Easy to secure the materials firmly to the panel for precise alignment.



Specification

Type	Details	
	xTool S1 40W	xTool S1 20W
Product Certification	IEC/EN60825 US: FCC FDA Canada: IC Australia and New Zealand: RCM, SAA United Kingdom: UKCA Japan: Telec, PSE European Union: CE-RED, ROHS, EN60825, CE-MD	IEC/EN60825 US: FCC FDA Canada: IC Australia and New Zealand: RCM, SAA United Kingdom: UKCA Japan: Telec, PSE European Union: CE-RED, ROHS, EN60825, CE-MD
Laser Power	40W	20W
Spot Size	0.08*0.10 mm	0.08*0.06 mm
Working Speed	600 mm/s	600 mm/s
Working Area	498*319 mm 19.61*12.56 inches	498*330 mm 19.61*13 inches
Working Area with Automatic Conveyor Feeder	470mm*3000 mm (additional transmission rail is required)	470mm*3000 mm (additional transmission rail is required)
Output Voltage	25V 11A	24V 8A
Connection Way	USB/Wi-Fi	USB/Wi-Fi
Support XCS System	Phone: Android & iOS Tablet: iPad Computer: Windows 10 or above & macOS	Phone: Android & iOS Tablet: iPad Computer: Windows 10 or above & macOS
Software	XCS/Lightburn	XCS/Lightburn
Support File	SVG/DXF/JPG/JPEG/PNG/BMP/TIF	SVG/DXF/JPG/JPEG/PNG/BMP/TIF
Product Weight	20KG	20KG
Product Size	765*561*183 mm (excluding riser base) 765*561*268 mm (including riser base)	765*561*183 mm (excluding riser base) 765*561*268 mm (including riser base)